

Prism 34" | 50" | 74"

Optiflame® | 230V/50Hz | 1100 Watt



3 Size Options



Prism 34"



Prism 50"



Prism 74"

Prism linear electric fireplaces make a sparkling addition to your wall. Literally, since its flames arise from a bed of diamond-like decoration which can be illuminated in many colors, to suit your mood. With its remote control and a powerful and efficient fan-forced heater, this fireplace adds comfort and ambiance to any space. Plugged in or hardwired, hung on the wall or built-in; the Dimplex Prism is beautifully versatile. This electric fireplace is available in three different sizes.

- The flame effect illuminates the diamond-like acrylic ice ember bed in different colours
- Suitable for wall-mounted or recessed installation
- Integrated display function on the glass panel
- Digital thermostat for easy temperature control

Different color options

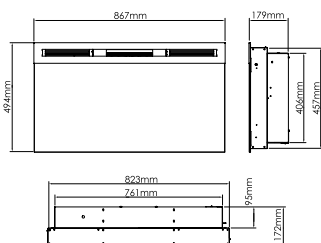


Prism 34" | 50" | 74"

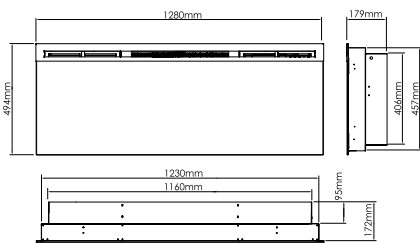
Unit dimensions

All dimensions are in mm

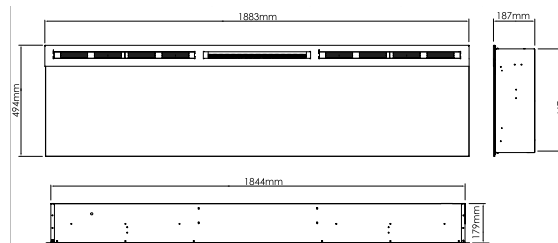
Prism 34"



Prism 50"



Prism 74"



		Prism 34"	Prism 50"	Prism 74"
General specifications	Fire system	Optiflame®	Optiflame®	Optiflame®
	Article number	208378	209900	209917
	EAN code	5011139208378	5011139209900	5011139209917
	Model	Wall-insert	Wall-insert	Wall-insert
	View of the fire	1 sided	1 sided	1 sided
	Colour	Black	Black	Black
	Decoration / fuel bed	Acrylic ice	Acrylic ice	Acrylic ice
Product size	Measurements view of the fire (WxH)	79 x 27 cm	120 x 27 cm	180 x 27 cm
	Outside dimensions WxHxD	82,3 x 45,7 x 17,2 cm	123 x 45,7 x 17,2 cm	184,4 x 46,7 x 18,7 cm
Features	Heat output	Yes	Yes	Yes
	Thermostat	Yes	Yes	Yes
	Remote control	Yes	Yes	Yes
	Manual controlling directly at the fireplace possible yes / no	Flame control only	Flame control only	Flame control only
	Light module	LED	LED	LED
	Sound module	No	No	No
	Colour effects settings	Yes, fuel bed	Yes, fuel bed	Yes, fuel bed
Power consumption	Heat setting 1 in W	1100W	1100W	1100W
	Heat setting 2 in W	-	-	-
	Flame only operation in W	15W	19W	24W
	Max. consumption	1100W	1100W	1100W
Voltage	Voltage/Electrical frequency	230V/50Hz	230V/50Hz	230V/50Hz
Specifications	Product weight in kg	23,5	32,5	51
	Length of the cord	1,5 m	1,5 m	1,5 m
	Warranty	2 years	2 years	2 years

Disclaimer

We have compiled this publication with the utmost care. The information in this publication can be shown inaccurately, may have been changed or supplemented. This publication can be changed. Glen Dimplex is not responsible for the action taken, decisions of results based solely on the information contained in this publication.